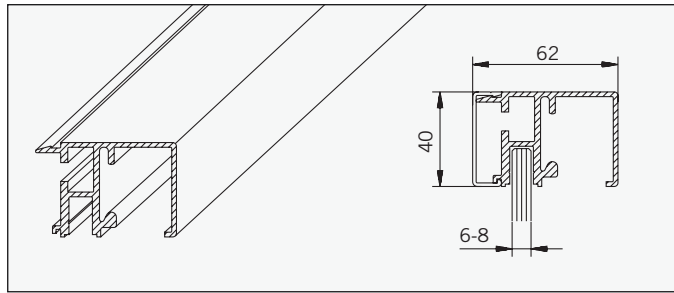


**Art.-Nr. 74.096**

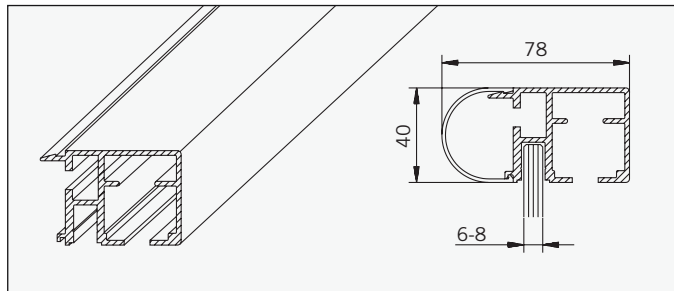
Laufrahmenprofil Schiebetür

**Gewicht: 1,309 kg/m****Art.-No. 74.096**

Slide frame profile for sliding doors

**Weight: 1,309 kg/m****Art.-Nr. 74.097**

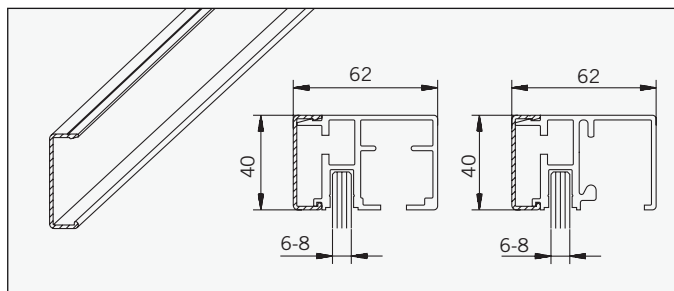
Laufrahmenprofil Falttür

**Gewicht: 1,367 kg/m****Art.-No. 74.097**

Slide frame profile for folding doors

**Weight: 1,367 kg/m****Art.-Nr. 74.098**

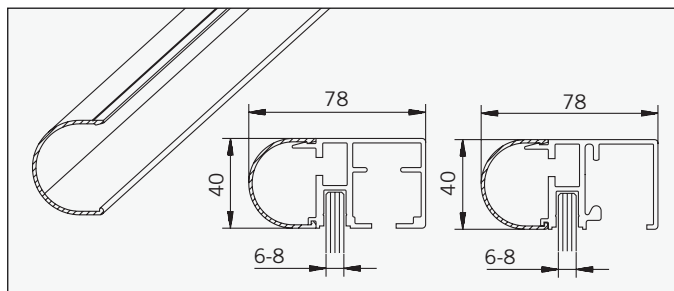
Abdeckprofil, eckig, zur Abdeckung der Laufrahmenprofile 74.096 und 74.097

**Gewicht: 0,249 kg/m****Art.-No. 74.098**

Cover profile, angular, to cover slide frame profiles 74.096 and 74.097

**Weight: 0,249 kg/m****Art.-Nr. 74.099**

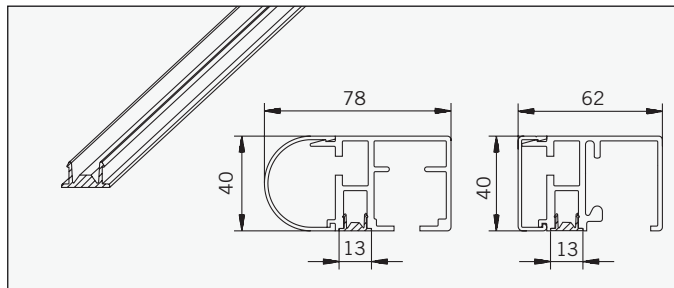
Abdeckprofil, rund, zur Abdeckung der Laufrahmenprofile 74.096 und 74.097

**Gewicht: 0,300 kg/m****Art.-No. 74.099**

Cover profile, round, to cover slide frame profiles 74.096 and 74.097

**Weight: 0,300 kg/m****Art.-Nr. 74.100**

Abdeckprofil, zum Einklippen in die Glasnut der Laufrahmenprofile 74.096 und 74.097 im Bereich der beweglichen Flügel.

**Gewicht: 0,125 kg/m****Art.-No. 74.100**

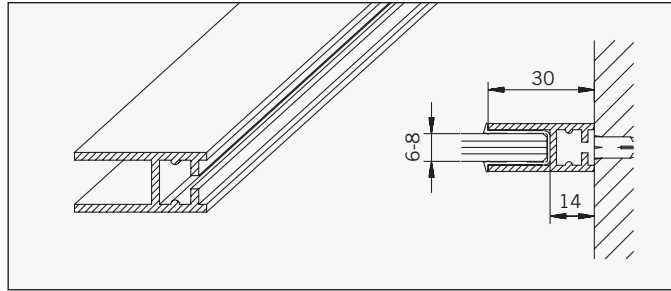
Cover profile, to clip into the glass retention groove of the slide frame profiles 74.096 and 74.097 in the area of the moving panels.

**Weight: 0,125 kg/m**

**Art.-Nr. 74.103**

Wandanschlußprofil,  
z.B. als seitlicher Rahmen.  
Lieferung komplett mit  
Befestigungsmaterial.

**Gewicht: 0,375 kg/m**

**Art.-No. 74.103**

Wall connection profile, e. g. as lateral frame. Supplied complete with fastening material.

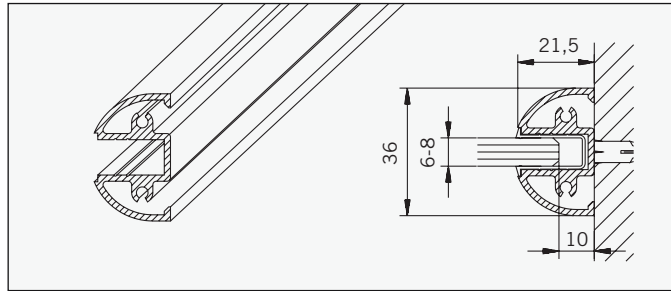
**Weight: 0,375 kg/m**

**Art.-Nr. 74.104**

Wandanschlußprofil.  
Lieferung komplett mit  
Abdeckkappen und  
Befestigungsmaterial.

**Gewicht: 0,615 kg/m**

**nicht mehr erhältlich**

**Art.-No. 74.104**

Wall connection profile supplied complete with cover cap and fastening material.

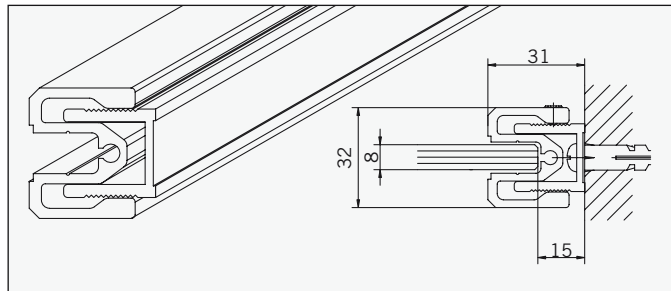
**Weight: 0,615 kg/m**

**Art.-Nr. 74.107**

Seitenteilaufnahme, verstellbar.  
Lieferung komplett mit  
Befestigungsmaterial.

**Gewicht: 1,743 kg/m**

**nicht mehr erhältlich**

**Art.-No. 74.107**

Side element holder, adjustable. Supplied complete with fastening material.

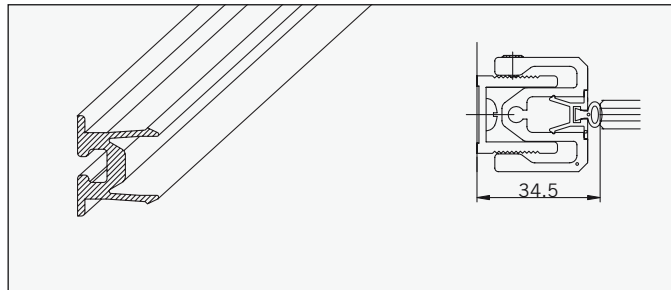
**Weight: 1,743 kg/m**

**Art.-Nr. 74.108**

Abdeckprofil mit Dichtungsnut,  
zum Einklipsen in das Wand-  
anschlußprofil 74.107 als  
Abdichtung an der Bandseite.  
(Dichtung: 74.040)

**nicht mehr erhältlich**

**Gewicht: 0,137 kg/m**

**Art.-No. 74.108**

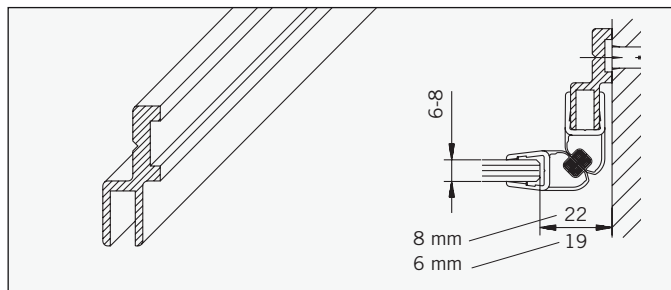
Cover profile with sealing groove to clip into wall connection profile 74.107 to seal the hinge side.  
(Seal: 74.040)

**Weight: 0,137 kg/m**

**Art.-Nr. 74.109**

Magnetleistenträger.  
Lieferung komplett mit  
Befestigungsmaterial.

**Gewicht: 0,303 kg/m**

**Art.-No. 74.109**

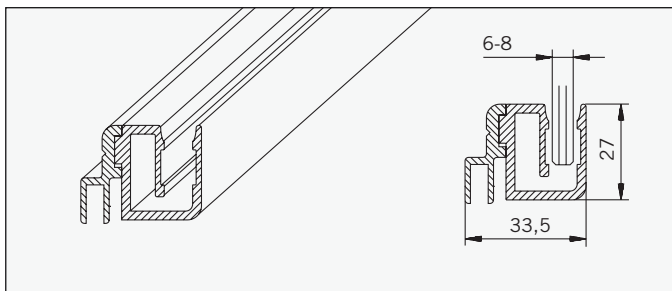
Magnetic support profile. Supplied complete with fastening material.

**Weight: 0,303 kg/m**

**Art.-Nr. 74.111**

Kombination Badewannen-  
aufsatzprofil 74.112 und  
Magnetleistenträger 74.109.  
Bitte HB-Maß und DIN-Richtung  
angeben.

**Gewicht: 0,867 kg/m**

**Art.-No. 74.111**

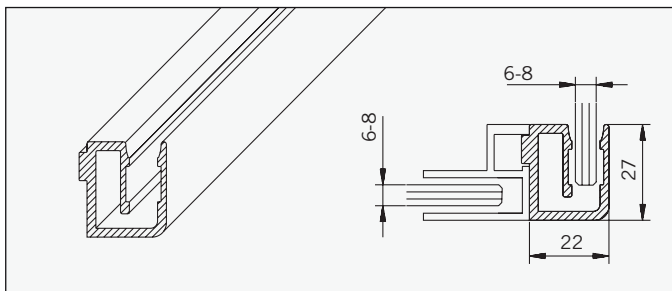
Combination of bathtub  
attachment profile 74.112 and  
magnetic support profile 74.109.  
Please mention HB measurement  
and DIN-version.

**Weight: 0,867 kg/m**

**Art.-Nr. 74.112**

Badewannenaufsatzprofil, für  
90°-Verbindungen von zwei  
Glaselementen.

**Gewicht: 0,544 kg/m**

**Art.-No. 74.112**

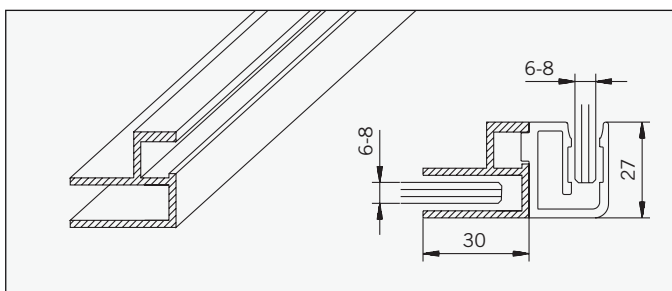
Bathtub attachment profile, for  
90°-connections of two glass  
elements.

**Weight: 0,544 kg/m**

**Art.-Nr. 74.113**

Zusatzprofil, verwendbar mit  
Badewannen-aufsatzprofil  
74.112.

**Gewicht: 0,530 kg/m**

**Art.-No. 74.113**

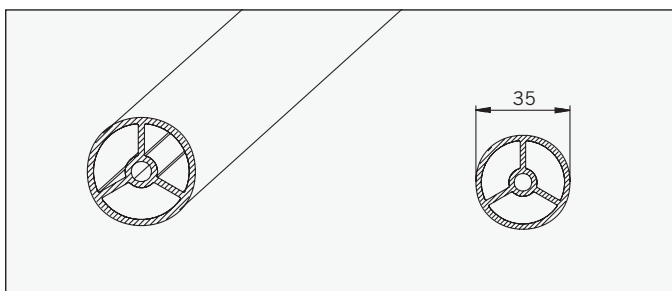
Extra profile, to be used with  
bathtub attachment profile  
74.112.

**Weight: 0,530 kg/m**

**Art.-Nr. 74.117**

Verbindungselement

**Gewicht: 0,960 kg/m**

**Art.-No. 74.117**

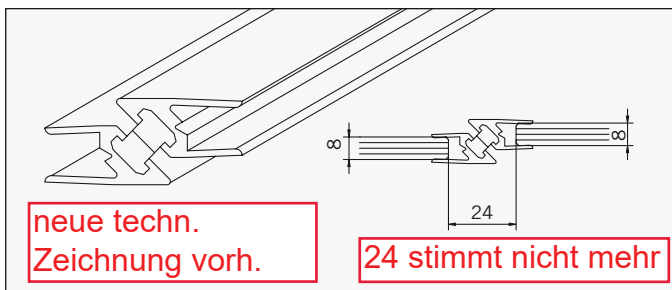
Connection profile

**Weight: 0,960 kg/m**

**Art.-Nr. 74.119**

Magnetdichtung 180°,  
Aluminium, eckige Form.  
Lieferung paarweise.

**Gewicht: 0,540 kg/m**

**Art.-No. 74.119**

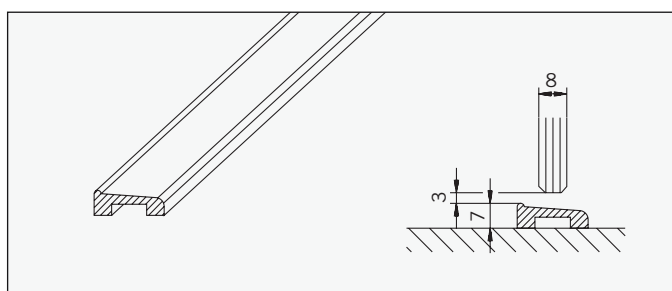
Magnetic seal 180°, aluminium,  
angular shape. Supplied in pairs.

**Weight: 0,540 kg/m**

**Art.-Nr. 74.123**

Dichtleiste, für zusätzliche  
Dichtung im Bereich der Tür.

**Gewicht: 0,214 kg/m**

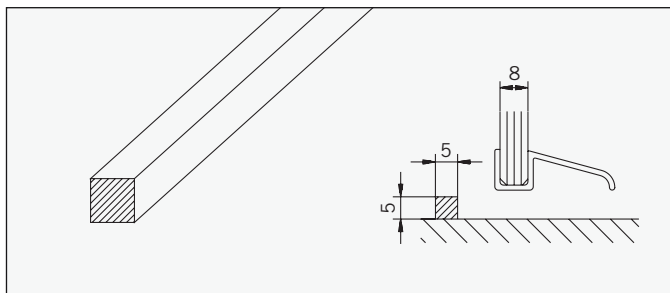
**Art.-No. 74.123**

Sealing panel, for additional  
sealing in the door area.

**Weight: 0,214 kg/m**

**Art.-Nr. 74.124**

Vierkantprofil 5x5mm.

**Gewicht: 0,068 kg/m****Art.-No. 74.124**

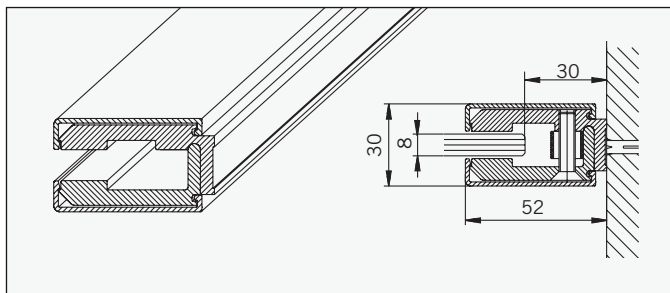
Square profile 5x5mm.

**Weight: 0,068 kg/m****Art.-Nr. 74.125**

Vierkantprofil 8x5mm.

**Art.-Nr. 74.126**

Vierkantprofil 8x8mm.

**Art.-No. 74.125**

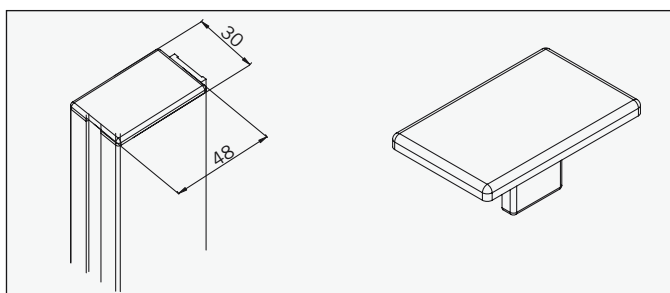
Square profile 8x5mm.

**Art.-No. 74.126**

Square profile 8x8mm.

**Art.-Nr. 74.127**

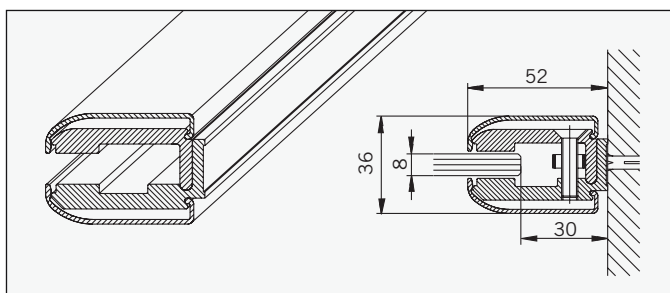
Klemmprofil mit zwei eckigen Abdeckprofilen. Lieferung komplett mit Befestigungsmaterial.

**Gewicht: 1,990 kg/m****Art.-No. 74.127**

Clamp profile with two angular cover profiles. Supplied complete with fastening material.

**Weight: 1,990 kg/m****Art.-Nr. 75.034**

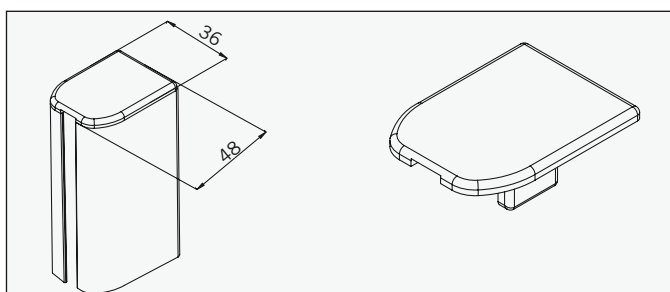
Abdeckkappe für Klemmprofil 74.127, Kunststoff

**Art.-No. 75.034**

Cover cap for clamp profile 74.127, acrylic

**Art.-Nr. 74.128**

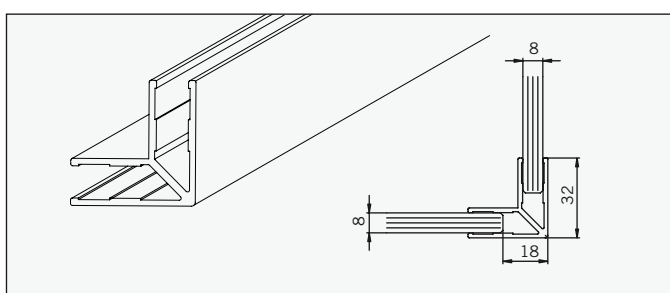
Klemmprofil mit zwei abgerundeten Abdeckprofilen. Lieferung komplett mit Befestigungsmaterial.

**Gewicht: 1,990 kg/m****Art.-No. 74.128**

Clamp profile with two rounded cover profiles. Supplied complete with fastening material.

**Weight: 1,990 kg/m****Art.-Nr. 75.033**

Abdeckkappe für Klemmprofil 74.128, Kunststoff

**Art.-No. 75.033**

Cover cap for clamp profile 74.128, acrylic

**Art.-Nr. 74.132**

Eckprofil 90° für 8mm Glas

**Gewicht: 0,75 kg/m****Art.-No. 74.132**

Corner profile 90° for 8mm glass

**Weight: 0,75 kg/m**