



CATALOGO GENERALE

2024

Member of the
**SIMONSWERK
GROUP**

serrature / locks

Maniglioni e Pomoli - Handles and Knobs



all info here!

da / from **pp 417**

5H01



5H03



5H11




5H15



502W30



5011



500W50

da / from **pp 425**

5006



5006BT



504W30

Coppie di maniglioni e pomoli realizzati in acciaio inox e in alluminio. Disponibili in diverse lunghezze e con serratura incorporata. Soluzioni per chiudere con stile e sicurezza le porte in vetro.

Parejas de tiradores y pomos, fabricados en acero inoxidable y aluminio. Disponible en diferentes longitudes y con cerradura incorporada. Soluciones para cerrar puertas de cristal con estilo y seguridad.

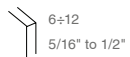
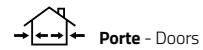
Sets of handles and knobs, made of stainless steel and aluminium. They are available in various lengths and with integrated lock. Solutions to lock in style and safety your glass doors

Paar Türdrücker und Knöpfe aus Edelstahl und Aluminium. Erhältlich in verschiedenen Längen und mit eingebautem Schloss. Lösungen zum stilvollen und sicheren Schließen von Glastüren.

Paires de poignées et bouton, en acier inoxydable et aluminium. Disponible en différentes longueurs et avec serrure intégrée. Des solutions pour fermer les portes vitrées avec style et sécurité.



5H01

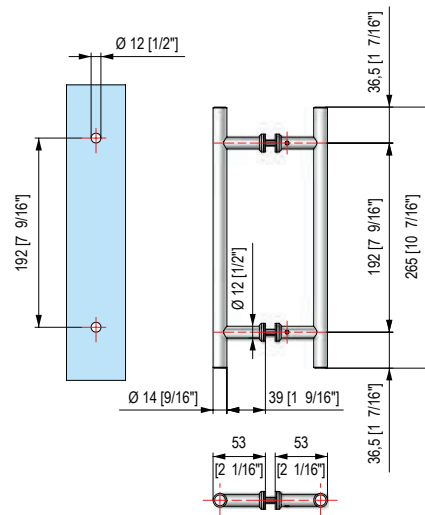


Ø 14 mm

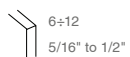
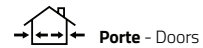
- Coppia maniglioni dritti. Interasse 192mm. Acciaio inox.
- Juego de tiradores. Distancia entre ejes 192mm. Acero.
- Pair of handles. Centre distance 192mm. Stainless steel.
- Paar gerade Türdrücker. Achsenabstand 192mm. Aus Edelstahl.
- Couple de poignées droites. Extraxe 192mm. Acier inox.



Acciaio inox / Stainless steel :
31-32-RAL-62



5H03

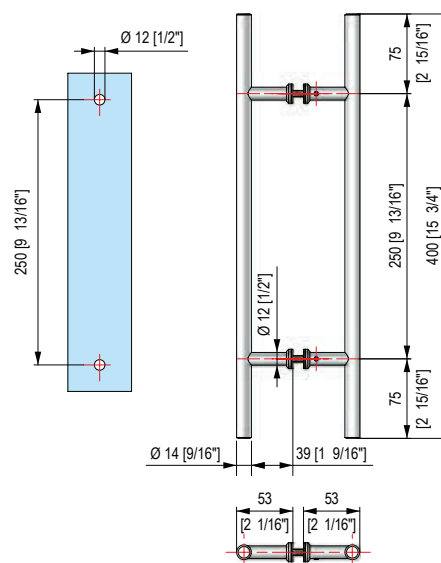


Ø 14 mm


- Coppia maniglioni dritti. Interasse 250mm. Acciaio inox.
- Juego de tiradores. Distancia entre ejes 250mm. Acero.
- Pair of handles. Centre distance 250mm. Stainless steel.
- Paar gerade Türdrücker. Achsenabstand 250mm. Aus Edelstahl.
- Couple de poignées droites. Entraxe 250mm. Acier inox.



Acciaio inox / Stainless steel :
31-32-RAL-62



5H11


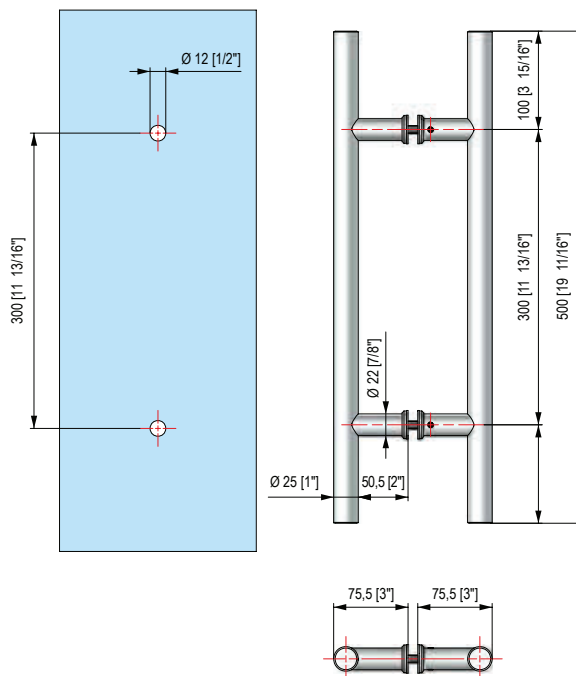


Ø 25 mm

- Coppia maniglioni dritti. Interasse 300mm. Acciaio inox.
- Juego de tiradores. Distancia entre ejes 300mm. Acero.
- Pair of handles. Centre distance 300mm. Stainless steel.
- Paar gerade Türdrücker. Achsenabstand 300mm. Aus Edelstahl.
- Couple de poignées droites. Entraxe 300mm. Acier inox.



Acciaio inox / Stainless steel :
31-32-RAL-62

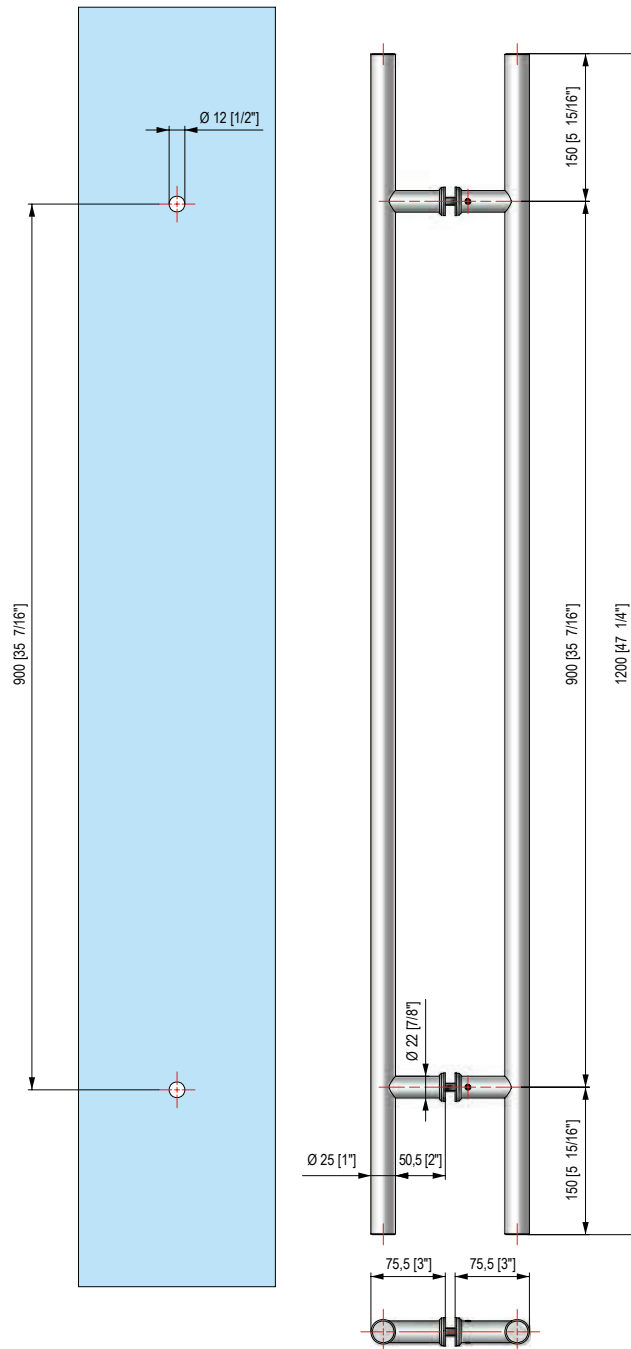



5H15




Ø 25 mm

- Coppia maniglioni dritti. Interasse 900mm. Acciaio inox.
- Juego de tiradores. Distancia entre ejes 900mm. Acero.
- Pair of handles. Centre distance 900mm. Stainless steel.
- Paar gerade Türdrücker. Achsenabstand 900mm. Aus Edelstahl.
- Couple de poignées droites. Entraxe 900mm. Acier inox.



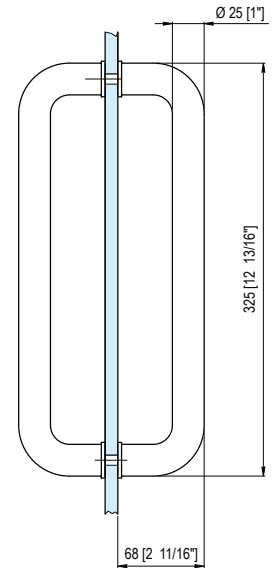
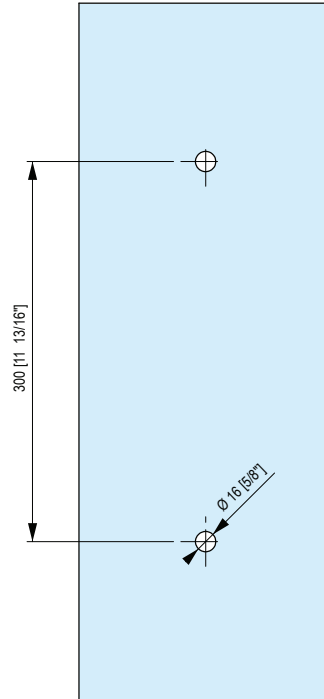
5011

 Porte - Doors




Ø 25 mm

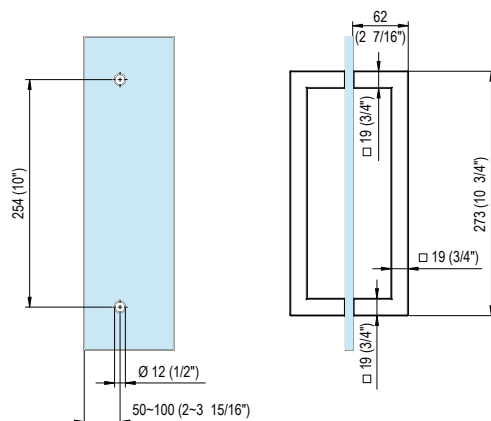
- Coppia maniglioni dritti. Interasse 300mm.
- Juego de tiradores. Distancia entre ejes 300mm.
- Pair of handles. Centre distance 300mm.
- Paar gerade Türdrücker. Achsenabstand 300mm.
- Couple de poignées droites. Entraxe 300mm.



502W30


 Porte - Doors

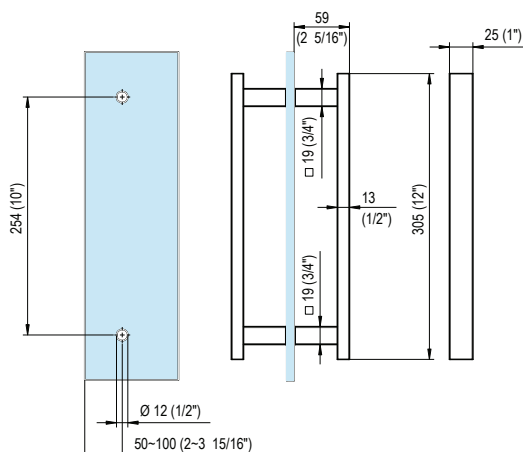

- Coppia maniglioni dritti, sezione quadra. Interasse 254mm.
- Juego de tiradores, sección cuadrada. Distancia entre ejes 254mm.
- Pair of handles, square section. Centre distance 254mm.
- Gerades Stoßgriffpaar, quadratische Ausführung. Achsenabstand 254mm.
- Couple de poignées droites, section carrée. Entraxe 254mm.


 Acciaio inox / Stainless steel :
 31-32-RAL-62

504W30


 Porte - Doors


- Coppia maniglioni dritti, impugnatura piatta. Interasse 254mm.
- Juego de tiradores, agarre lisa. Distancia entre ejes 254mm.
- Pair of handles, flat handgrip. Centre distance 254mm.
- Gerades Stoßgriffpaar, flache Ausführung. Achsenabstand 254mm.
- Couple de poignées droites, poignée plate. Entraxe 254mm.

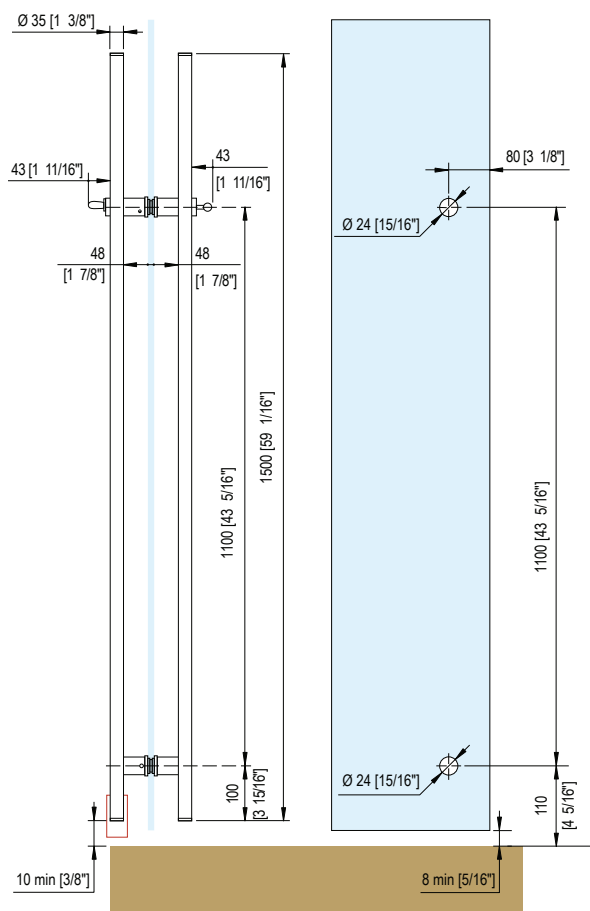

 Acciaio inox / Stainless steel :
 31-32-RAL-62

500W50



Ø 35 mm

- Coppia di maniglioni Ø35mm. Acciaio inox. Serratura chiave-pomolo incorporata.
- Juego de tiradores Ø35mm. Acero inox. Cerradura llave-pomo incluida.
- Pair of handles Ø35mm. Stainless steel. Lock key-knob included.
- Paar Türdrücker Ø35mm. Edelstahl. Eingebautes Schloss, Schlüssel-Knopf.
- Couple de poignées Ø35mm. Acier inox. Serrure à bouton incorporée.



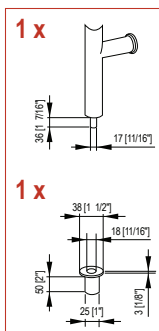
Serrature collegate e un punto di chiusura a pavimento

Cerraduras conectadas y un punto de cierre al suelo.


Connected locks and one closing point on the floor.

Verbundenes Schloß und ein Schließpunkt auf dem Boden.

Serrure connectée . Point de fermeture à palier.

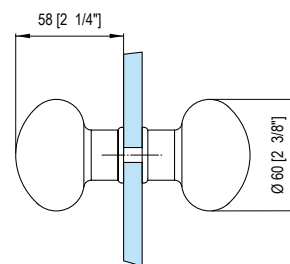
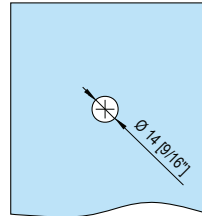


5006




Ø 60 mm

- Coppia pomoli diametro 60mm.
- Juego de pomos diámetro 60mm
- Pair of door knobs. Diameter 60mm.
- Paar Türkнопfe. Durchmesser 60mm.
- Couple de bouton diamètre 60mm.

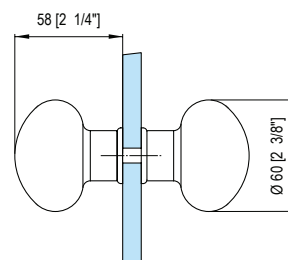

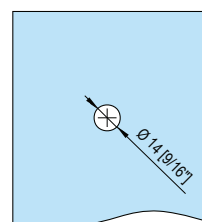


5006BT



Ø 60 mm

- Coppia pomoli in legno. Diametro 60mm.
- Juego de pomos en madera. Diámetro 60mm.
- Pair of wooden knobs. Diameter 60mm.
- Paar gerade Holzknöpfe. Durchmesser 60mm.
- Couple de bouton en ligne. Diamètre 60mm.





SERRATURE
LOCKS

Finiture standard / Standard finishes



02 Naturale 20 micron
Natural anodized 20 micron



05 Ossidato nero
Satin black anodized



***13** Simil inox satinato
Satin imitation steel



14 Cromato lucido
Polished Chrome



15 Verniciato grigio opaco
Matt chrome coated



***16** Oro lucido
Polished Gold



17 Verniciato oro opaco
Matt gold coated



31 Acciaio inox satinato
Brushed Stainless Steel



32 Acciaio inox lucido
Polished Stainless Steel



47 Brillantato
Polished



62 Verniciato liquido elettrostatico
RAL 9005 matt coated



88 Verniciato liquido elettrostatico
RAL 9010 matt coated



95 Verniciato liquido elettrostatico
RAL 9016 matt coated



COLO2 CARTELLA FINITURE
FINISH FOLDER

Finiture speciali / Special finishes



***66** Bronzato lucido
Polished bronze chrome



67 Bronzato opaco
Bronze matt coated



***68** Champagne lucido
Polished champagne chrome



69 Champagne opaco
Champagne coated



***70** Nero canna di fucile lucido
Polished gun metal chrome



71 Nero canna di fucile opaco
Gun metal coated



RAL Verniciato liquido elettrostatico
Liquid electrostatic coated



COLO3 CARTELLA FINITURE SPECIALI
SPECIAL FINISH FOLDER

*** PVD Physical Vapour Deposition** rivestimento metallico che assicura: • eccezionale resistenza all'abrasione • resistenza all'ossidazione • colorazioni innovative ed inalterabili nel tempo.
metal coating that ensures: • exceptional resistance to abrasion • resistance to oxidation • innovative and durable colouring.

SPECIALI - SPECIAL Contattare ufficio commerciale per lotti minimi, quotazione e tempi di consegna - Ask our sales dept for minimum order, for a quotation and delivery time

Guida alla scelta della finitura / Guide to choose the colors

Finiture / Colors	Interno / Internal												Esterno / External							
	Porte - Doors				Box doccia - Shower Boxes								Condizioni standard Standard environments				* Condizioni particolari Special environments			
					AMBIENTE BAGNATO / WET AREA				AMBIENTE UMIDO / HUMID											
Materiale / Material	ALU	BRASS	ZAMAK	INOX	ALU	BRASS	ZAMAK	INOX	ALU	BRASS	ZAMAK	INOX	ALU	BRASS	ZAMAK	INOX	ALU	BRASS	ZAMAK	INOX
02	5				5				5				5				5			
05	4				4				4				4				4			
13	4	4	4		2	4	4		3	4	4		2	4	4					
14	4	5	4		3	5	4		4	5	4		3	5	4			5	4	
15	4	5	4		3	5	4		4	5	4		3	5	4			5	4	
16	4	4			2	4			3	4			2	4						
17	4	4			4	4			4	4			4	4						
31				5				5				5				5				5
32				5				5				5				5				5
47	4				4				5				4				4			
62	4	4	4	4	4	4	4	4	4	4	4	4	4	4	4	4	4	4	4	4
66	4	4			2	4			3	4			2	4						
67	4	4			2	4			3	4			2	4						
68	4	4			2	4			3	4			2	4						
69	4	4			2	4			3	4			2	4						
70	4	4			2	4			3	4			2	4						
71	4	4			2	4			3	4			2	4						
88	4	4	4	4	4	4	4	4	4	4	4	4	4	4	4	4	4	4	4	4
95	4	4	4	4	4	4	4	4	4	4	4	4	4	4	4	4	4	4	4	4
RAL	4	4	4		4	4	4		4	4	4		4	4	4		4	4	4	

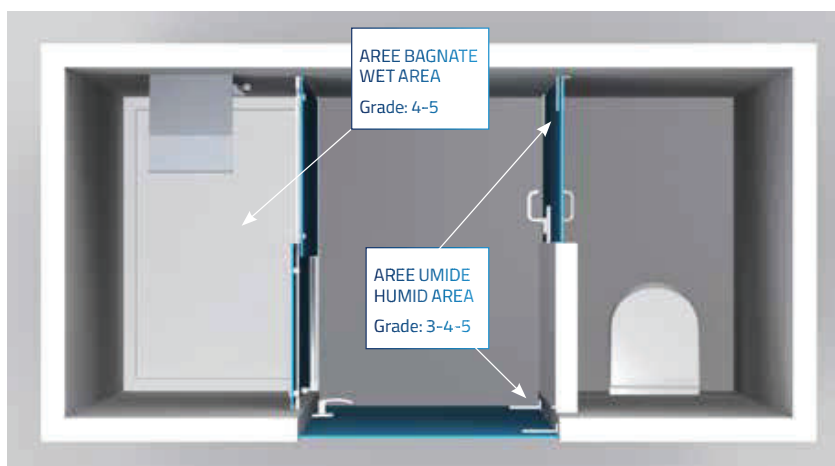
* ATTENZIONE: Per installazioni in condizioni ambientali e climatiche particolari (es. umide, acide, saline), consultare prima l'ufficio commerciale
 CAUTION: For installations in particular environments or climate (ex. wet, acid, saline) consult sales office first

PORTE ESTERNE - OUTER DOORS : Le finiture disponibili sono / The finishes available are : 02 - 31 - 32 - RAL - 62
 Finiture NON RACCOMANDATE sono / NOT RECOMMEND finishes are : 05 - 13 - 14 - 15 - 16 - 17 - 47

Legenda / Legend

1 Bassa resistenza alla corrosione Low corrosion resistance	2 Moderata resistenza alla corrosione Moderate corrosion resistance	3 Alta resistenza alla corrosione High corrosion resistance	4 Resistenza molto alta alla corrosione Very high corrosion resistance	5 Resistenza eccellente alla corrosione Excellent corrosion resistance
---	---	--	--	--

Tutti i patch fitting con corpo in finitura "02" e copertine di acciaio inox hanno grado di resistenza pari a 5. In caso di copertine in alluminio la resistenza è indicata nella tabella sovrariportata
 All patch fittings with body in "02" finish and stainless steel covers have a strength of 5. In the case of aluminum covers the resistance is indicated in the table above



AREE BAGNATE / WET AREA

Spazi a contatto diretto con l'acqua
 Spaces in direct contact with water

AREE UMIDE / HUMID AREA

Spazi non a contatto diretto con l'acqua ma umidi
 Spaces not in direct contact with water but humid

Impostazioni / Settings



Box doccia - Shower boxes

cerniere, sistemi e accessori
hinges, systems and complements



Porte - Doors

cerniere, scorrevoli e accessori
hinges, sliding and complements



Partizioni - Partitioning







sistemi profili, morsetti, balaustre e pensiline
system profile, clamps, balustrade and canopies

CATALOGO CATALOGUE tipologia - typology COLCOM



sistema oleodinamico / oildynamic system

SLASH

Marchio o Serie - Brand or Series

SL D05E30N
SL D05E32N
SL D05E60N
SL D05E62N
SL D05E70N
SL D05E72N

all info here!

caratteristiche principali
main features

Alluminio / Aluminium - finiture / colors 47

Slash è il primo sistema per box doccia con apertura pivotante e sistema

CATALOGO CATALOGUE marchio - brand tipologia - typology peso massimo supportato da 2 cerniere
maximum weight supported by 2 hinges categoria prodotto
product category COLCOM

VT 101E10 VERTO

colcom **OILDYNAMIC** • REGOLABILE / ADJUSTABLE MAX 100 Kg - 220 lbs Porte - Doors


8+13,52
5/16" to 1/2"

1000mm
39.37"

-10°C +14°F
+50°C +122°F

80° 0° 80°
STOP STOP

- Cerniera oleodinamica, **integrata di freno** e regolazioni della velocità di chiusura e dello scatto finale dell'anta. Abbinabile anche con tutti i patch fittings della serie Maxima. Utilizzabile anche per applicazioni pivotanti. Stop a 0° +90° -90°.
- Bisagra automática hidráulica, **integrada de freno** y ajuste de velocidad de cierre y de disparo final de la puerta. Combinable con todos los herrajes producidos de serie Maxima. Utilizable también en aplicaciones con "punto de giro". Stop a 0° +90° -90°.
- Hydraulic hinge **including brake**, closing speed & final latch adjustments. Can be combined with all patch fittings of the Maxima series. Useful also for pivoting applications. Stop at 0° +90° -90°.
- Hydraulischcharnier **mit Bremse**. Feststellung der Türschließgeschwindigkeit und Feststellung der Endauslösung der Tür. Passend zu allen Produkten der Maxima Serie. Auch für schwenkenden Installationen geeignet. Feststellung bei 0° +90° -90°.
- Charnière hydraulique, **avec frein** et réglage de la vitesse de fermeture et de verrouillage. Combinable avec toutes les fixations de raccord de la série Maxima. Utilisable pour application pivotante. Arrêt à 0°, +90° et -90°.



material e finiture
material and finishes

Alluminio / Aluminium : 02-05-14-15-16-17-31-32-RAL-62




! L'automatismo di chiusura inizia a operare entro un range compreso tra 70° e 80°. La chiusura è soft per i primi 20°, e regolabile con controllo dai 60° fino a chiusura completa.
The closing automatism kicks in within 70°-80° range. The closing is soft for the first 20° and becomes speed-adjustable from 60° up to complete closing.

DISPONIBILE ANCHE NELLA VERSIONE "L" LIGHT CON MOLLA DEPOTENZIATA PER PORTE DI LARGHEZZA INFERIORE A 600 MM.
Versione da specificare in fase d'ordine e soggetta a possibili minimi d'ordine. Per ulteriori informazioni contattare l'ufficio commerciale.
ALSO AVAILABLE IN „L“ LIGHT VERSION WITH POWER-DOWNGRADED SPRING FOR DOORS WITH LESS THAN 600 MM.
Version must to be specified on being ordered and could be subjected to minimum quantity order. For further information, please get in touch with the export department.





note e informazioni - notes and information avvertenze - warnings

Legenda simboli / Symbol legend

▪ categoria prodotto / product category :

- 
Box doccia
Shower boxes
- 
Porte
Doors
- 
Partizioni
Partitioning

▪ tipologia articolo / item typology :

 <p>colcom OILDYNAMIC</p> <p>Articolo oleodinamico Hydraulic item</p>	 <p>A AUTOMATIC HINGE</p> <p>Cerniera automatica Automatic hinge</p>	 <p>FL FINAL LATCH HINGE</p> <p>Cerniera a scatto Clicking hinge</p>	 <p>FREE HINGE</p> <p>Cerniera libera Free hinge</p>
---	---	---	---






Articolo adatto ad ambienti interni ed esterni
Item suitable for indoor and outer environments



Articolo adatto ad ambienti esclusivamente per ambienti interni
Item suitable exclusively for indoor environments

▪ caratteristiche / features :

 <p>Sistema oleodinamico Hydraulic system</p>	 <p>Prodotto certificato Certified product</p>	 <p>Prodotto brevettato Patented product</p>	 <p>Regolazione del punto 0° 0° point adjustability</p>
--	---	---	--




Spessore del vetro
Glass thickness



Larghezza max porta
Max door width

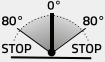


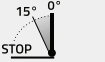

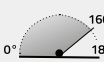


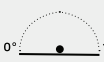


Temperatura di esercizio olio
Operating oil temperature



Peso massimo della porta - supportato da 2 cerniere o dal sistema
Max door weight - supported by 2 hinges or by system

Angolo di chiusura automatica - Automatic closing angle

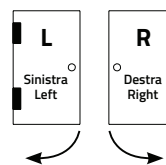
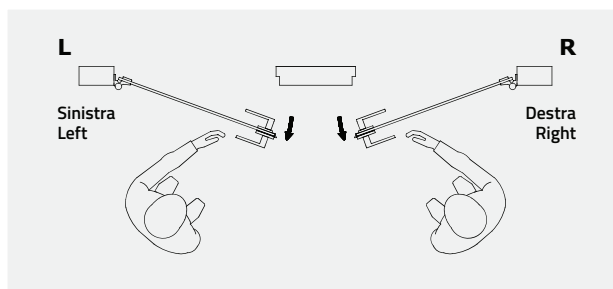
 <p>apertura / opening : ± 90° stop da / stop from : ± 90° a/to ± 80° 0° chiusura automatica / automatic closing : ± 80°</p>	 <p>apertura / opening : 90° stop da / stop from : 90° a/to 80° chiusura automatica / automatic closing : 80°</p>	 <p>apertura / opening : + 90° - 90° stop da / stop from : ± 90° a/to ± 15° chiusura automatica / automatic closing : ± 15°</p>
 <p>apertura / opening : 90° stop da / stop from : 90° a/to 15° 0° chiusura automatica / automatic closing : 15°</p>	 <p>apertura / opening : 180° stop da / stop from : 180° a/to 80° chiusura automatica / automatic closing : 80°</p>	 <p>apertura / opening : 180° stop da / stop from : 180° a/to 160° chiusura automatica / automatic closing : 160°</p>
 <p>apertura / opening : 180° stop da / stop from : 180° a/to 70° chiusura automatica / automatic closing : 70°</p>	 <p>apertura / opening : ± 90° stop da / stop from : ± 90° a/to ± 85° 0° chiusura automatica / automatic closing : ± 85°</p>	 <p>apertura / opening : 0° a/to 180° stop da / stop from : NO chiusura automatica / automatic closing : NO</p>

 **AVVERTENZA!** Leggere con attenzione
WARNING! Read carefully

 **INFORMAZIONI!** - leggere attentamente
INFORMATION - please read carefully

 **articolo su richiesta:** con minimo d'ordine
item on request: with minimum quantity order

DIN 107 Come determinare la mano dei nostri articoli / How to determine the hand of our articles



Per le cerniere disponibili nelle versioni DESTRA e SINISTRA, le schede tecniche riportano questo simbolo indicativo.

For the hinges available in the RIGHT and LEFT versions, the technical data sheets bear this indicative symbol.

Riferirsi allo schema qui sopra per determinare la mano di apertura delle porte - Refer to the diagram above to determine the opening hand of the doors

Coppie di serraggio viti consigliate

Tightening torque for suggested screws

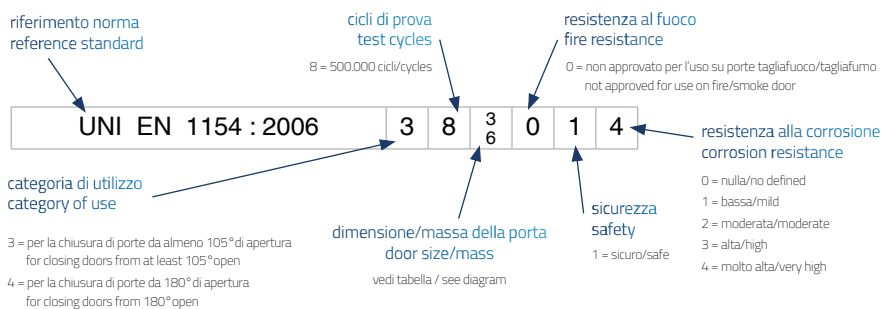


DIMENSIONE VITE SCREW DIMENSION (Passo grosso - Coarse pitch)	COPIA DI SERRAGGIO TIGHTENING TORQUE Nm
M4	3
M5	6
M6	10

UNI EN 1154 : 2006 Come leggere i valori della certificazione / How to read the certification values



Gli articoli OLEODINAMICI appartenenti alle famiglie: BILOBA, EVO e VERTO hanno ottenuto la certificazione EN 1154
The HYDRAULIC articles belonging to the families: BILOBA, EVO and VERTO have obtained the EN 1154 certification



FORZA DI CHIUSURA POWER OF CLOSER	PESO PORTA DOOR WEIGHT	LARGHEZZA PORTA WIDTH OF DOOR
1	20 kg	< 750 mm
2	40 kg	850 mm
3	60 kg	950 mm
4	80 kg	1100 mm
5	100 kg	1250 mm
6	120 kg	1400 mm
7	160 kg	1600 mm

QRcode

Sui principali prodotti troverete il QR Code che riporta alla pagina web di presentazione.

On the main products you find the QR Code that shows you web presentation page.



SIMONSWERK GROUP



 **SIMONSWERK**
HINGE SYSTEMS

Anselmi
MEMBER OF SIMONSWERK

COLCOM

S/DEV

COLCOM GROUP Srl - VIA DEGLI ARTIGIANI, 52 Int.1 - 25075 NAVE (BRESCIA) - ITALIA
Tel. (+39) 030 2532008 - Fax (+39) 030 2534707 - E-mail : info@colcomgroup.it

HEAD OFFICE CONTACTS Italy : info@colcomgroup.it Other countries : export@colcomgroup.it